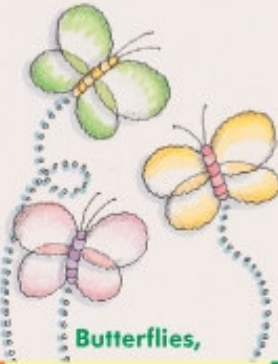


1  
What Makes  
You Smile?  
BY RENEE RIEDE



Butterflies,



Starry skies,



Climbing trees,



Families,




Riding bikes,



Taking hikes,




Loving friends,



Crazy grins,



Ladybugs,



Warm hugs,



Playing tag,


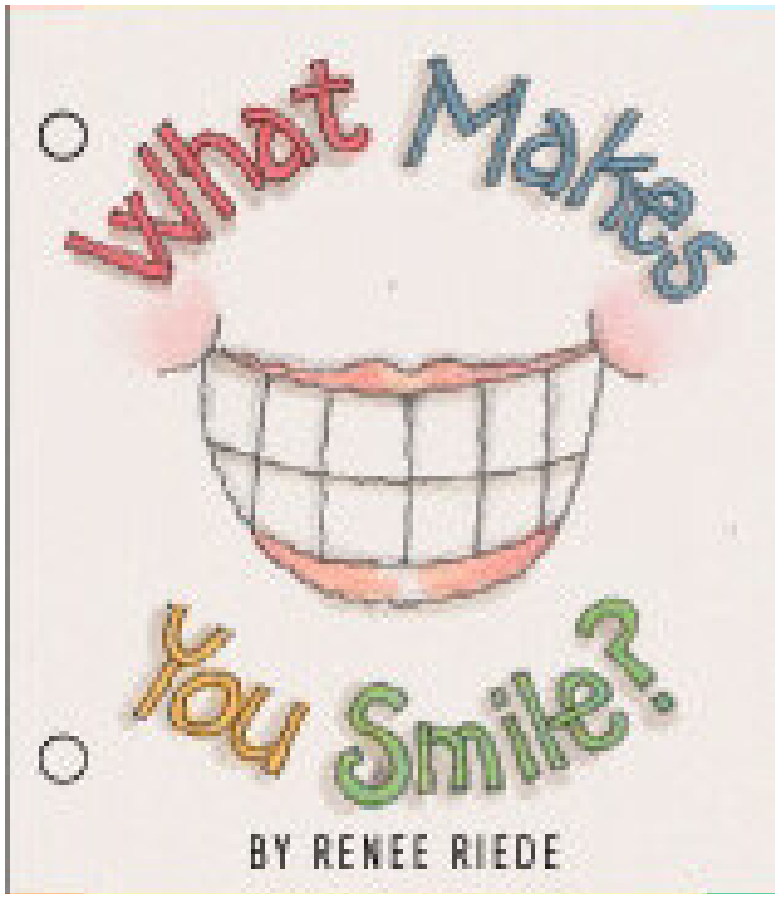



Tails that wag.

Every day,  
Please take a while  
To thank God for things  
That make you smile.



**Book instructions:** Remove this page from the magazine. Cut out each numbered strip along the solid black horizontal lines. With the beginning page on top, accordion-fold each strip on the broken lines. Where indicated, punch holes through all the layers of each folded strip. With the title page on top, stack the strips in numbered order. Secure the book with ribbon, or you may staple the strips together instead.





**Families,**




**Riding bikes,**



**Taking hikes,**




**Loving friends,**




**Crazy grins,**



**Ladybugs,**



**Warm hugs,**



**Playing tag,**



**Every day,**

**Please take a while**

**To thank God for things**

**That make you smile.**

Ideas:

1.  
Make two copies of the large cards, and cut them apart. Use them to play a matching game.
2.  
Use the cards to play the spin-a-kid game with a spinning chair. Use the kid's legs as the pointer. Discuss each card the kid's legs point to.
3.  
Make the booklet on page 1.

