



Welcome to Cub Scouts

Cub Scouting is a year-round, family –oriented part of the Boy Scouts of America program designed for boys who are in 1st through 5th grade (or are 7 through 10 years old).

Parents, leaders and organizations work together to achieve the 10 Purposes of Cub Scouting:

- Character Development
- Spiritual Growth
- Good Citizenship
- Sportsmanship and Fitness
- Family Understanding
- Respectful relationships
- Personal Achievement
- Friendly Service
- Fun and Adventure
- Preparation for Boy Scouts

Cub Scouting and Your Family

Your Role as a Parent

Cub Scouting encourages closeness to family. The program will give you opportunities to take part in activities with your son that you normally couldn't do. It provides a positive way for parent and son to grow closer together, and encourages you to spend quality time together. In this way, Cub Scouting is a program for the entire family, and your involvement is vital to the program's success.

Some specific things you can do to help your son in Cub Scouting are:

- Work with your son on projects
- Help your Cub Scout along the advancement trail
- Participate in monthly pack meetings
- Attend parent-leader conferences
- Go on family campouts with your son
- Provide support for your son's Den and Pack



The Cub Scout years are developing years for young boys, falling between the dependence of early childhood and the relative independence of early adolescence. As he grows, your son will gain the ability to do more things "on his own." But at this stage of his development, your help is critical.

Work with your son on projects

Boys often start projects at den meetings and finish them at home with the help of a parent. Such projects become the catalyst for parents and boys – often joined by siblings and friends – to interact with each in an informal, relaxed way.

Because the purpose of projects is to teach a boy new skills, a project will challenge a boy to do tasks he hasn't currently mastered. It's not uncommon, therefore, for a boy to need help from his family to do some of the projects. In Cub Scouting, boys are not expected to do things entirely on their own. So long as a boy does his best to do as much as he is capable of, it's perfectly acceptable for a parent or sibling to help him with the tasks he's unable to do on his own.

Help your son along the Advancement Trail



The advancement plan is designed for parents to use to create a learning environment in their home. With the Cub Scout handbooks as a resource, parents and boys work together to do the achievements required for each badge. The advancement plan provides fun for the boys, gives them a sense of personal accomplishment as they earn badges, and strengthens family understanding as adult family members work with boys on advancement projects.

While Cub Scouts will learn skills and begin work on projects in their weekly den meetings, the parent remains at the center of the advancement program. As each task is done or each skill is demonstrated, the parent signs the Cub Scout's handbook to record completion. And when the boy has completed all the requirements to earn an award, the parent presents that award at the next monthly pack meeting.


Participate in monthly Pack Meetings

The weekly den meetings are for Cub Scouts and their adult leader. The pack meeting is for the entire family of every Cub Scout. At pack meetings, parents see their sons in action with their friends, meet other parents, and join with neighbors in caring and sharing. These types of opportunities are scarce, and pack meetings highlight how Cub Scouting teaches boys cooperation and collaboration.

The pack meeting is also a monthly showcase for all that the boys have worked on in their dens. Craft projects are on display, skills are demonstrated, and skits are performed to show the boys' command of the monthly theme. While boys at this age seem to be struggling toward independence, having the approval of their parents and other adults whom they admire remains important to them – so your presence at these meetings is critical to underscore the importance of the lessons your son has learned.

Overnight Experience for WEBELOS Scouts

To earn the Arrow of Light, a boy must participate in a WEBELOS parent/son overnight camp or day hike.



Go on Family Campouts with Your Son

Besides being fun, family camping is a chance for quality time together and an enriched family life. The program is a recreational opportunity – it's not on a tight schedule. Family leadership rests with the adult member(s). This leadership might be yielded from time to time as the family chooses to take part in activities, such as swimming, where specific camp policies must be followed for safety and proper operation.

Cub Scout Day Camp

Cub Scout Day Camp is part of the camping program of the BSA. Our pack will attend or hold a Day Camp during the summer as an experience in outdoor living. Cub Day Camp helps individual boys grow, and at the same time helps strengthen the den and pack program.

Pinewood Derby



The Pinewood Derby is an event that the boys also love. They have a chance to build their very own race car, within special limitations, with the help of their fathers or an adult. Then the pack holds races of these cars.

Blue and Gold Banquet

During February, Scouting has its anniversary month. Most packs across the country hold Blue and Gold Banquets as a highlight of the upcoming year's program. It brings families together for a meal and an evening of fun and inspiration. The banquet is usually held in place of the February pack meeting, and is an event the boys look forward to with excitement.



Badges of Rank



Tiger Cub

A diamond-shaped cloth badge, orange and black embroidered on orange background with gold trim



Bobcat

A diamond-shaped cloth badge, gold and black embroidered on light blue background with gold trim.



Wolf

A diamond-shaped cloth badge, brown and black embroidered on red background with gold trim



Bear

A diamond-shaped cloth badge, brown and black embroidered on blue-green background with gold trim



WEBELOS

A diamond-shaped cloth badge, gold and light blue embroidered on dark blue background with gold trim



Arrow of Light Award

A gold design embroidered on a khaki background with a blue border. This is the highest award in Cub Scouting and the only Cub Scout badge the may also be worn on the Boy Scout uniform.

Things You Can Do as a Parent, To Help Your Cub Scout

- Be sure your boy attends weekly Den Meetings. Remind him to be on his best behavior while he is there. He is a guest in the Den Leader's home.
- Remind him to wear his uniform to school on Den Meeting days, or at least have it laid out and ready to go so he can change quickly. Have his uniform clean and all appropriate patches sewn on so he looks great at all scout functions.
- Help him in fund raising, or earning money for dues or uniform pieces. This is one way for him to start learning to pay his own way.
- Be willing to help out with transportation for Den meetings, field trips, etc. Help him to provide den treats when it is his turn.
- **HELP HIM TO ACHIEVE!** Read his handbook, familiarize yourself with his requirements, many of them are done with the family, and at home. Read the parents supplement at the front of his book.
- Make sure that your Cub is doing his very best. Don't sign off achievements unless he has really earned each part of it. Don't count things he did as a wolf count toward his bear. He needs to do each item during that year.
- Attend Pack Meetings with your son. Be alert to his behavior during the meeting, the Den Leader is not solely responsible for him, or his actions during pack meeting.
- Be willing to assist with costumes, skits, crafts, outings, refreshments, Scout-O-Ramma etc.
- Always remember that Cub Scouting is Family Oriented. It is designed to help parents with their boys. The Den and Pack cannot help your boy grow without your help.

As the Law of the Pack states....

***“The Pack helps the Cub Scout Go,
the Cub Scout helps the Pack Grow.”***



Cub Scout Promise

I, (say your name), promise
To DO MY BEST
To DO MY DUTY to GOG
And my Country
To HELP other people,
And to OBEY the LAW of the PACK


Law of the Pack

The Cub Scout follows Akela
The Cub Scout helps the Pack go
The Pack helps the Cub Scout grow
The Cub Scout gives goodwill

Cub Scout Motto

DO YOUR BEST

Cub Scout Sign



The Handshake

The Salute



The Bobcat Badge



The Bobcat Badge is the first rank every Cub Scout must earn. The Cub must learn the Cub Scout Promise, the Law of the Pack, the meaning of WEBELOS, the Cub Scout sign, handshake, motto, and salute. They must also complete exercises in the “Child Abuse” booklet with their parents. This patch is worn at the top of the left pocket.

The Wolf Badge



The Wolf Badge is earned by the eight year old Cub Scout by meeting the requirements in the Wolf book. The activities are primarily completed at home with the parents and then recorded by the Den Leader. The patch is worn on the left pocket below the Bobcat patch.

Wolf Arrow Points can be earned after the Cub Scout earns his Wolf Badge. Arrow Points are earned by completing electives in the Arrow Point Trial portion of the Wolf book. The Gold Arrow is awarded after the first ten electives are completed, and Silver Arrows are awarded for each additional ten completed electives. Wolf Arrow Points are worn below the Wolf patch.

WOLF ACHIEVEMENTS THAT NEED TO BE DONE WITH FAMILY

Achievement # 4 page 63 & 65

4a Emergency numbers

4e Home job chart

Achievement #8 page 82 & 83

8b Plan meal for family

8c Help fix one meal, set table, cook and wash dishes

8d fix own breakfast and clean up

Achievement #9 page 85

9a Check home safety

Achievement #10 page 91-93

10a Make & play game with family

10b plan a walk, or go to park, zoo or museum

10c read a book or magazine with family

10d decide what to watch on TV or listen on radio

10e attend a concert, play or live program

Achievement #11 page 95-97

11 a Talk with parent about belief and duty to God

11 b Give ideas on how to show your religious belief

11 c Find something to help at church

Elective # 16 page 184

16a Talk with family about what to do in emergency

16b Know where to find food and water in home for emergency. Tell how to purify water, shut off water, electric, and gas.

The Bear Badge



The Bear Badge is earned by nine year old Cub Scout by meeting the requirements in the God, Country, Family, and Self sections of the Bear book. The activities are primarily completed at home with the parents and then recorded by the Den Leader. The patch is worn on the left pocket below the Bobcat patch.

Bear Arrow Points can be earned after the Cub Scout earns his Bear Badge. Arrow Points are earned by completing electives in the Arrow Point Trial portion of the Bear book. The Gold Arrow is awarded after the first ten electives are completed, and Silver Arrows are awarded for each additional ten completed electives. Bear Arrow Points are worn below the Bear patch.

Immediate Recognition Patch



This is a plastic diamond worn on the button of the right shirt pocket. A yellow bead is added for each three Wolf achievements earned, and a red bead is added for each three Bear achievements earned. This emblem is worn until the Cub becomes a WEBELOS Scout.

Religious Award



At the completion of the Religious Award program, the Cub Scout is eligible for a special emblem. This emblem is to be worn only for formal events such as the Blue and Gold Banquet, uniform inspections, recognition dinners, and other special events. The Cub Scout also receives and may wear the religious square knot (silver knot on a purple background) at all times. The square knot and/or medal are worn above the left pocket. There are several different awards in this program for different grade levels. Cub Scouts can earn these awards by working with their parents and religious leader.

The WEBELOS Badge



The WEBELOS Badge is earned by the 10 year old Cub Scout by meeting specific requirements from the WEBELOS book in preparation to becoming a Boy Scout. For a WEBELOS Scout the activities are verified and signed off by the Den Leader. The patch is worn on the left pocket below the Wolf and Bear patches

WEBELOS Colors



These are green, red, and gold streamers on a blue metal bar. This optional bar can be worn by WEBELOS Scouts on the right sleeve immediately below the U.S. flag. If the colors are worn, activity badges (pins) are worn on the streamers as they are earned.

WEBELOS ACHIEVEMENTS THAT NEED TO BE DONE WITH FAMILY

Artist Scoreboard page 366

4 Profile of family member

Family Member Scoreboard page 377

1 Meaning of family

2 Job chart

3 Inspect home make and one correction

4 List of family spending

#5 Talk about garbage and trash Do 2 of the following

6 Family energy plan

7 Family fun

8 Clean home

9 Two family clothes washings

10 Four family meetings

Fitness Scoreboard page 379

1 Child and drug abuse in handbook

Do 3 of the following

3 Five effects of smoking

4 Tell about drugs

5 Tell of balanced diet

6 Tell about alcohol

Handyman Scoreboard page 382

#1 Wash car

##2 Change a tire

##3 Replace bulb in car taillight, turn signal, parking light or headlight

#4 Check oil level and tire pressure

#9 Arrange storage area for household cleaners and materials

#10 Build sawhorse and stool to use around the home

#11 Mow a lawn

#12 Arrange storage area for hand tools or garden tools

##13 Clean and properly store hand tools or garden tools *

##14 Mark hand tools or garden tools for identification

Naturalist Scoreboard page 384

#3 Visit a museum of natural history, nature center, or zoo

Outdoors man Scoreboard page 385

4 Help with a campout of 2 nights away from home or two I night camp outs

#5 An evening outdoor activity that includes a campfire

*#6 Cook own meal outdoors

Scholar Scoreboard page 390

#7 Ask parents school survey questions

Traveler Scoreboard page 396

#4 Take a trip to someplace that interest you by boat, bus, train, or plane

#5List 4 trips and map out - be navigator on one trip of at least 25 miles and 6 or more turns

#6 Pack a suitcase

#7 Check a first aid kit in car

What does WEBELOS Mean?

WEBELOS is a Cub Scout secret.

Cub Scouts know the secret.

It is...

WEBELOS

WE'll BE LOyal Scouts

Being loyal means that you will keep the Cub Scout Promise.



The WEBELOS Arrow of Light is another secret.

It points the right way to go.





Compass Emblems and Points














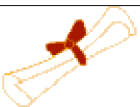
The compass emblem is attached to the right pocket of a WEBELOS Scout. It is presented when the WEBELOS Scout has earned a total of seven activity badges -- including the three required for the WEBELOS Badge. A compass point (East, South, and West) is added for each additional four activity badges earned. The WEBELOS Scout can therefore earn the Compass Emblem and all three Compass Points by earning 19 of the 20 possible Activity Pins.

WEBELOS Activity Badges

A different pin is awarded for each activity badge earned by a WEBELOS Scout. There are a total of 20 different pins divided into five groups of four. Certain pins are required in order for the WEBELOS Scout to earn the WEBEOLS Badge and the Arrow of Light. The pins are worn on the blue front panel of the WEBELOS cap or on the WEBELOS Colors.

 <p style="text-align: center;">Aquanaut</p> <p>Every Scout is a swimmer! The Aquanaut Activity Badge teaches swimming skills, water and boat safety, and snorkeling. Aquanaut is in the Physical Skills group.</p> <p>OBJECTIVES To teach safety precautions on, in, or near the water. To increase the boys' swimming skills and endurance. To introduce WEBELOS to snorkeling.</p>	 <p style="text-align: center;">Artist</p> <p>Part of the Mental Skills group, the Artist Activity Badge is an excellent way for a Scout to express himself and an opportunity for him to try working in a new art media.</p> <p>OBJECTIVES To allow WEBELOS to experiment with different art media. To give boys a sense of pride and accomplishment in their work. To familiarize WEBELOS with the color wheel. To introduce WEBELOS to various supplies.</p>
 <p style="text-align: center;">Athlete</p> <p>Part of the Physical Skills group. An activity where a boy can really "Do His Best".</p> <p>OBJECTIVES To encourage pride in growing strong in mind and body. To foster a sense of personal achievement by developing new skills and interests. To convince boys that fitness is essential to good health.</p>	 <p style="text-align: center;">Citizen</p> <p>One of the purposes of Cub Scouting is "Developing habits and attitudes of good citizenship". A Scout promises to do his duty to his country. The Citizen Activity Badge helps the WEBELOS understand what a good citizen is and teaches him the history of our flag. Citizen Activity Badge is in the Community group.</p> <p>OBJECTIVES To foster citizenship in WEBELOS Scouts. To teach boys to recognize the qualities of a good citizen. To introduce boys to the structure of the U.S. government. To familiarize boys with basics of American history. To convince boys that laws are beneficial. To encourage WEBELOS Scouts to become community volunteers</p>

 <p style="text-align: center;">Communicator</p> <p>Part of the Community group. The activities required for this badge help a WEBELOS Scout to understand how he and others communicate.</p> <p>OBJECTIVES To learn about various forms of communication problems that other people may have. To become aware of different ways that people can communicate</p>	 <p style="text-align: center;">Craftsman</p> <p>A favorite of most boys because it offers the opportunity to use real tools and feel the satisfaction of making something useful.</p> <p>OBJECTIVES To introduce boys to possible life-long hobbies. To increase boys' proficiency in the handling of tools. To increase boys' knowledge of tool terminology and safety. To develop WEBELOS Scouts' creativity</p>
 <p style="text-align: center;">Engineer</p> <p>Boys have a natural interest in how things work. The Engineer Activity Badge gives an introduction to how the big things in our lives work, such as things that we take for granted in our houses and our communities. Engineer is in the Technology group.</p> <p>OBJECTIVES To introduce WEBELOS Scouts to a variety of engineering careers. To give the WEBELOS Scouts some insight into the kinds of problems engineers solve. Keep in mind that an engineer's job is to apply the laws of physics and chemistry to solve a variety of problems in construction, manufacturing, and other areas.</p>	 <p style="text-align: center;">Family Member</p> <p>One of the purposes of Cub Scouting is "Improving understanding within the family". Family Member Activity Badge has the WEBELOS working and planning with his family. Family Member is in the Community group of badges.</p> <p>OBJECTIVES To help WEBELOS Scouts develop a sense of family responsibility. To help the boys see how finances affect their families. To help WEBELOS Scouts gain insight into the running of a household</p>
 <p style="text-align: center;">Fitness</p> <p>Fitness is important to everybody. The Fitness Activity Badge teaches what is necessary to maintain a healthy life-style. Fitness is part of the Physical Skills group.</p> <p>OBJECTIVES To show WEBELOS how to be strong in body and to make them aware of substances which will weaken their bodies.</p>	 <p style="text-align: center;">Forester</p> <p>The Forester Activity Badge is part of the Outdoor group. The WEBELOS Scouts will learn how to identify the trees around them, how trees grow, and how to prevent forest fires.</p> <p>OBJECTIVES To make boys more observant and appreciative of trees. To instill the idea of conservation in WEBELOS Scouts. To teach boys the value and uses of trees. To make WEBELOS Scouts aware of devastation due to wildlife</p>

 <p style="text-align: center;">Geologist</p> <p>Discover the world of volcanoes and learn why there are earthquakes. Find out what minerals are used in our everyday lives. Geologist is in the Outdoor group of Activity Badges.</p> <p>OBJECTIVES To teach boys to recognize common rock specimens. To acquaint boys with uses of different rocks and minerals. To make boys aware of the earth and its resources. To introduce boys to earth's devastating forces.</p>	 <p style="text-align: center;">Handyman</p> <p>Scouts learn how to make minor repairs at home and around the garage. They also learn how to take care of tools and their proper use. Handyman is part of the Technology group of Activity Badges.</p> <p>OBJECTIVES To acquaint WEBELOS with odd jobs that they could do to help out around their homes. To help WEBELOS learn the proper care and storage of tools. To make WEBELOS aware of the importance of the proper storage of household chemicals.</p>
 <p style="text-align: center;">Naturalist</p> <p>Scouting and the outdoors go hand-in-hand. The Naturalist Activity Badge makes a WEBELOS aware of all the living things in the outdoors; it is in the Outdoor group.</p> <p>OBJECTIVES To increase boys' awareness of animal behavior. To kindle a love of nature. To teach wildlife conservation. To encourage WEBELOS to visit local animal preserves. To introduce boys to animal kingdom classifications</p>	 <p style="text-align: center;">Outdoorsman</p> <p>WEBELOS Scouts learn the basics of camping and cooking in order to live outdoors and be comfortable. The Outdoorsman Activity is in the Outdoor group.</p> <p>OBJECTIVES To encourage WEBELOS Scouts to camp with their families. To introduce WEBELOS to Boy Scout camping. To familiarize boys with fire safety. To emphasize the "outing" in Scouting.</p>
 <p style="text-align: center;">Readyman</p> <p>The Boy Scout motto is BE PREPARED. Should someone ask, "Prepared for what?" - "Prepared for anything" is the answer. Readyman Activity Badge prepares the Scout for First Aid hurry cases, teaches how to get help when needed, and teaches safety. Readyman is in the Community group.</p> <p>OBJECTIVES To teach WEBELOS Scout simple first aid and emergency first aid for the "hurry cases". To make WEBELOS Scouts more aware of safety around the home, bicycle safety, and car safety.</p>	 <p style="text-align: center;">Scholar</p> <p>One of the Mental Skills group of Activity Badges. The Scholar Activity Badge experience can help to improve the WEBELOS Scouts' relationship with their school. It will help the Scout understand why an education is important. When presented with interest and enthusiasm from the leader, this badge will not seem like drudged up school work! Help the boys to learn that there is more to school than just homework.</p> <p>OBJECTIVES To familiarize WEBELOS Scouts with "roots" of a school system. To convince WEBELOS Scouts that schooling is essential. To introduce WEBELOS Scouts to careers in education. To teach WEBELOS Scouts the benefits of a good education.</p>



Scientist

Everyone likes to experiment. The Scientist Activity Badge will teach some of the basic laws of science and how to prove them through experiment. Scientist is the Technology group of badges.

OBJECTIVES

To acquaint WEBELOS with basic laws of physics. To give boys the opportunity to perform experiments. To introduce boys to atmospheric science. To teach boys a little about optics. To demonstrate a few "mysteries" of science.



Showman

The Showman Activity Badge offers a choice of puppetry, music, or drama. A WEBELOS can pick the area that suits him best. Showman Activity Badge is in the Mental Skills group.

OBJECTIVES

To instill an appreciation of the fine arts. To expose boys to entertainment professions. To expand the imagination and creativity of WEBELOS. To increase boys' self-confidence in front of audiences



Sportsman

To be a true Sportsman is more than just playing games. A Sportsman knows how to conduct himself with good sportsmanship. The Sportsman Activity Badge is in the Physical Skills group.

OBJECTIVE

To teach boys good sportsmanship. To introduce boys to a variety of sports. To familiarize boys with the care and handling of sports equipment. To emphasize the need for safety in sports.



Traveler

The Traveler Activity Badge explores the preparation involved in taking a trip. Traveler is in the Mental Skills group of badges.

OBJECTIVES

To introduce WEBELOS to the excitement of traveling to see new places and meet new people. To show Scouts some of the practical skills that are needed to get "there" successfully and efficiently so that when "there", they can have a rewarding experience. To have the Scouts practice planning in a fun way

The Arrow of Light



This is the highest award a Cub Scout can earn. It is earned by a second year WEBELOS Scout on his trail to becoming a Boy Scout. The Arrow of Light award is worn on the left pocket flap and is one of only a few Cub Scouting awards that can be worn on the Boy Scout uniform.

1. Be active in your WEBELOS Den for at least 6 months since completing the 4th grade or at least 6 months since becoming 10 years old and have earned the WEBELOS patch.
2. Repeat from memory and explain in your own words the Scout Oath or Promise and the 12 points of the Scout Law. Tell how you have practiced them in your everyday life.
Give and explain the Scout motto, slogan, sign, salute, and handclasp.
Understand the significance of the scout badge. Know its parts and tell what each stands for.
Tell how a Boy Scout uniform is different from a WEBELOS uniform.
3. Earn 5 more activity pins for a total of 8. Three of them must be Citizen, Fitness, Readyman. Another one must be from the outdoor group, one from the mental skills group, and one from the technology group. (page 28 in handbook)
4. With your WEBELOS den visit at least 1 Boy Scout troop meeting and 1 Boy Scout oriented outdoor activity.
5. Participate in a WEBELOS overnight campout or day hike.
6. After completing the 5 above requirements. Fill out an Application to Become a Boy Scout and return it to your scout leader.